

a safe & secure
Tasmania

2019-20

Crime Statistics Supplement



2019-20

Crime Statistics Supplement



The Department of Police, Fire and Emergency Management Crime Statistics Supplement 2019-20 provides a detailed breakdown of the offences reported, or becoming known to police in the financial year ending 30 June 2020. Five-year trend data are included for many of the measures.

Prior to 2012-13 the Crime Statistics Supplement was published as a part of the *Department of Police and Emergency Management Annual Report*. From 2012-13 the Supplement has been removed from the Annual Report and published as a separate document.

Offences Recorded and Cleared: Tasmania

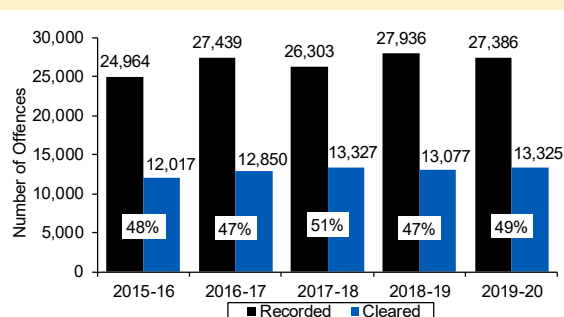
Total Offences reduced by 2% (550 offences) to 27,386 offences in 2019-20, following a 6% increase in 2018-19. Total Offences in 2019-20 was above the previous five-year average (26,880).

Contributing to this fall in crime were reductions of 3% in Offences Against the Person and 2% in Offences Against Property. This fall was also influenced by the COVID-19 pandemic.

The clearance rate for Total Offences rose from 47% in 2018-19 to 49% in 2019-20.

The chart provided shows that crime has fluctuated between 24,000 and 28,000 annual offences in the last several years. This followed a period of crime decreasing each year between 2005-06 and 2012-13. Changes from the previous year are outlined below for offences recorded within the four broadly classified major offence categories.

TOTAL OFFENCES: TASMANIA
OFFENCES RECORDED AND CLEARED/
PERCENTAGE CLEARED



Number of Offences Recorded

| Major Offence Categories | 2018-19* | 2019-20 | % Change |
|-------------------------------------|---------------|---------------|--------------|
| A. Offences Against the Person | 4,687 | 4,554 | -2.8% |
| B. Offences Against Property | 21,910 | 21,452 | -2.1% |
| C. Fraud and Similar Offences | 945 | 993 | 5.1% |
| D. Other (Miscellaneous) Offences** | 394 | 387 | -1.8% |
| Total Offences** | 27,936 | 27,386 | -2.0% |

* Revised 1 August 2020.

** Excludes Breaches of Family Violence Orders and Breaches of Restraint Orders.

Number of Offences Recorded and Cleared

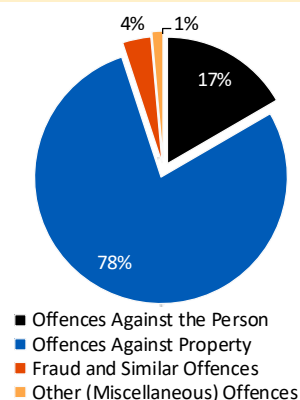
| Major Offence Categories | 2018-19* | | | 2019-20 | | |
|-----------------------------------|---------------|---------------|--------------|---------------|---------------|--------------|
| | Recorded | Cleared | % Cleared | Recorded | Cleared | % Cleared |
| A. Offences Against the Person | 4,687 | 4,257 | 90.8% | 4,554 | 4,124 | 90.6% |
| B. Offences Against Property | 21,910 | 7,943 | 36.3% | 21,452 | 8,259 | 38.5% |
| C. Fraud and Similar Offences | 945 | 567 | 60.0% | 993 | 613 | 61.7% |
| D. Other (Miscellaneous) Offences | 394 | 310 | 78.7% | 387 | 329 | 85.0% |
| Total Offences | 27,936 | 13,077 | 46.8% | 27,386 | 13,325 | 48.7% |

* Revised 1 August 2020

The Total Offences 2019-20 pie chart, enclosed, illustrates the distribution for the four major offence categories.

Offences Against Property accounted for 78% of offences with Stealing, Burglary and Injure/Destroy Property making up the majority of Total Offences recorded.

TOTAL OFFENCES 2019-20



A. Offences Against the Person

Offences Against the Person reduced by 3% to 4,554 in 2019-20, following an increase by 54 offences the previous year. This broke the upward trend for this indicator since 2012-13. The 2019-20 result was above the previous five-year average (4,306).

The most notable decreases for this category were Resist/Obstruct a Police Officer (17%) and Other Assault & Like Offences (10%).

The clearance rate for Offences Against the Person remained unchanged at 91% in 2019-20.

Assault (excluding Sexual Assault and Assault a Police Officer) accounted for the majority of Offences Against the Person (68%) while the combination of Murder/Attempted Murder/Manslaughter accounted for only 0.1%. This is reflected in the distribution provided.

Assault (excluding Assault a Police Officer)

There were 3,094 assaults recorded in 2019-20, compared with 3,105 the previous year, a reduction of 11 offences. The 2019-20 result was above the previous five-year average (2,853).

In 2019-20, over half the assaults (60%) were committed at a residential location. 16% were committed in the street/footpath and 9% at a retail location.

The majority of assaults did not involve a weapon (80%), 5% involved a knife and 1% involved a firearm.

The alleged offender was known to the victim in 79% of assaults. Females accounted for 56% of Assault victims.

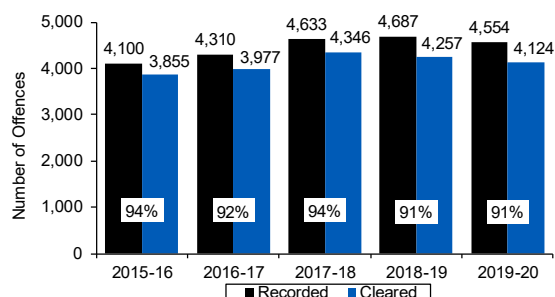
Sexual Assault

The number of sexual assaults recorded reduced by 14% (34 offences) from 240 in 2018-19 to 206 in 2019-20. The 2019-20 result was below the previous five-year average (236). The number of sexual assaults reported to police can vary significantly from year to year due to the reporting of historical sexual assaults. 38% of sexual assaults reported in 2019-20 were committed more than a year before they were reported, some occurring several decades ago.

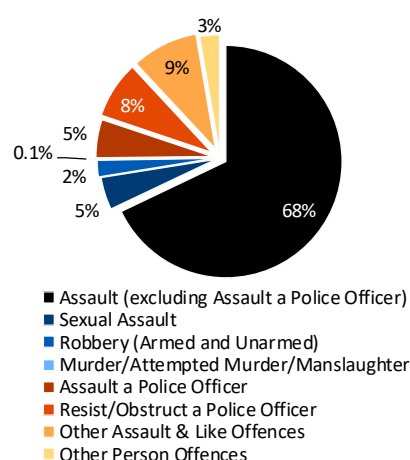
Sexual assaults reported in 2019-20 occurred most commonly at residential locations (74%). 95% of sexual assaults were committed without a weapon and females accounted for 88% of Sexual Assault victims.

A number of sexual assaults recorded in previous years were cleared during 2019-20, resulting in a clearance rate of 117%.

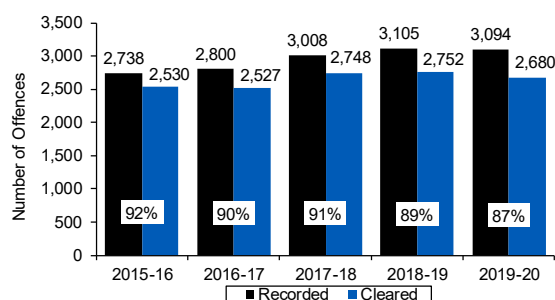
OFFENCES AGAINST THE PERSON: TASMANIA
OFFENCES RECORDED AND CLEARED/
PERCENTAGE CLEARED



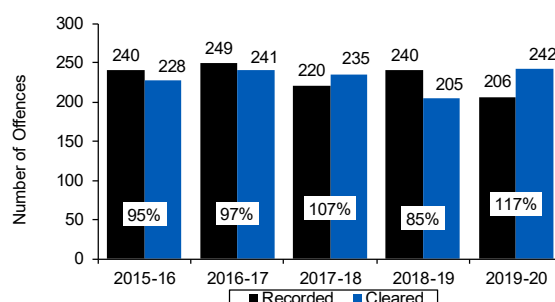
OFFENCES AGAINST THE PERSON 2019-20



ASSAULT (EXCLUDING ASSAULT A POLICE OFFICER):
TASMANIA - OFFENCES RECORDED AND CLEARED/
PERCENTAGE CLEARED



SEXUAL ASSAULT: TASMANIA
OFFENCES RECORDED AND CLEARED/
PERCENTAGE CLEARED



Robbery (Armed and Unarmed)

Robbery offences, including both Armed and Unarmed Robbery, reduced by 4 offences (4%) from 108 in 2018-19 to 104 in 2019-20. This followed an increase by 20 offences the previous year. The 2019-20 result was above the previous five-year average (91).

Armed and Aggravated Armed Robbery accounted for 63% of total robberies in 2019-20 and rose from 61 recorded in 2018-19 to 65 in 2019-20 (4 offences). Unarmed Robbery fell by 8 offences in 2019-20.

Armed Robbery offences recorded in 2019-20 were committed at the following locations:

| Locations | Offences |
|-----------------|----------|
| Retail | 31 |
| Residential | 16 |
| Street/Footpath | 9 |
| Recreational | 4 |
| Transport | 3 |
| Other | 2 |

Knives were the predominant weapon type used in armed robberies (42%) with firearms used in 25% of armed robberies.

There were also 4 Carjacking and 6 Aggravated Carjacking offences recorded in 2019-20.

Murder

There were 4 murders recorded in 2019-20, an increase of 2 offences from the previous year. The offender was known to the victim in 3 of the 4 murders. In 2019-20, police cleared all the murders plus one from a previous year, resulting in a 125% clearance rate.

B. Offences Against Property

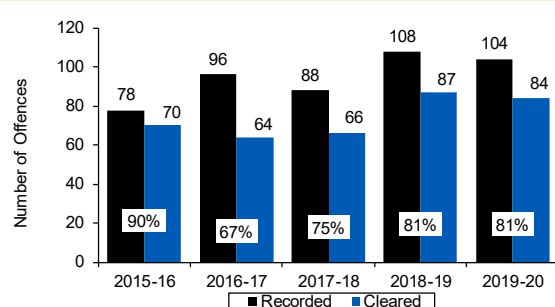
Offences Against Property decreased by 2% (458 offences) from 21,910 recorded in 2018-19 to 21,452 in 2019-20. This followed a 7% increase the previous year. The 2019-20 result was above the previous three-year average (21,430).

Contributing the most to this decrease was a 6% fall in Burglary-Buildings and a 2% fall in Stealing (excluding Stolen Motor Vehicles).

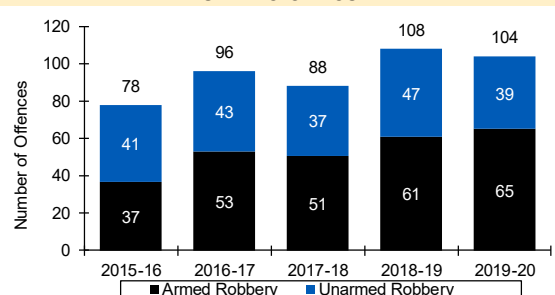
The clearance rate for Offences Against Property rose from 36% in 2018-19 to 38% in 2019-20.

Burglary and Stealing (excluding Stolen Motor Vehicles) offences accounted for the majority of Offences Against Property (69%), as can be seen in the pie chart provided.

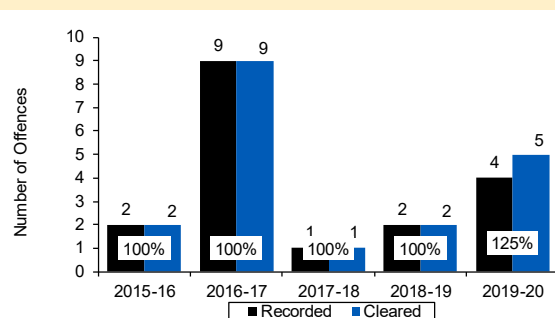
ROBBERY (ARMED AND UNARMED): TASMANIA
OFFENCES RECORDED AND CLEARED/
PERCENTAGE CLEARED



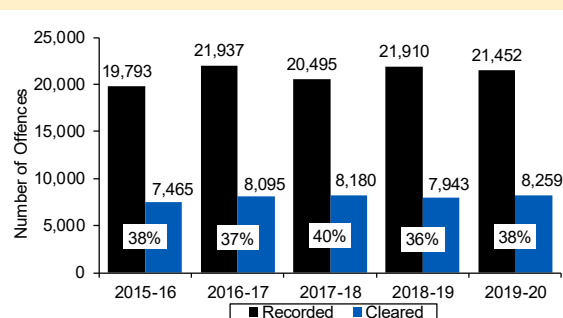
ARMED AND UNARMED ROBBERY: TASMANIA
OFFENCES RECORDED



MURDER: TASMANIA
OFFENCES RECORDED AND CLEARED/
PERCENTAGE CLEARED



OFFENCES AGAINST PROPERTY: TASMANIA
OFFENCES RECORDED AND CLEARED/
PERCENTAGE CLEARED



Burglary

Burglary-buildings offences reduced by 6% (200 offences) in 2019-20, following a 9% increase the previous year. The 2019-20 figure of 3,264 was lower than the previous five-year average (3,504). Aggravated Burglary comprised 34% of Burglary-buildings offences in 2019-20.

The most common locations for Burglary-buildings in 2019-20 were residential locations (62%) and retail locations (14%).

In the same period Burglary-motor vehicles/other conveyances offences reduced by 4% (67 offences) to 1,605 offences, following a 25% increase the previous year. The 2019-20 figure was higher than the previous five-year average (1,421).

The most common locations for Burglary-motor vehicles/other conveyances offences were residential locations (51%) and in the street (19%).

Stealing-general

Stealing-general comprises stealing offences not connected with Burglary and excludes Shoplifting and Stolen Motor Vehicles.

Stealing-general in 2019-20 decreased by 6% (181 offences) to 2,867 offences, following a 6% increase the previous year. The 2019-20 result was below the previous five-year average (3,038).

The most frequent locations for Stealing-general were residential locations (37%), followed by retail locations (26%).

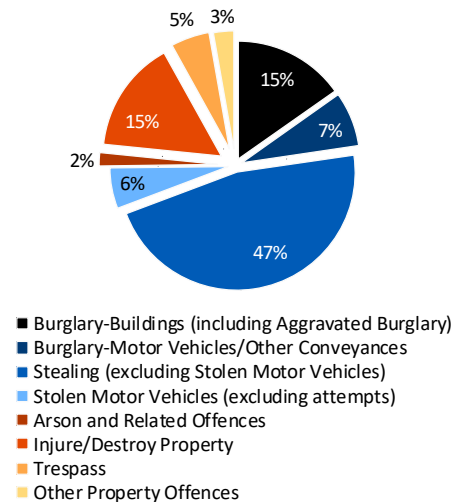
Stolen Motor Vehicles (excluding attempts)

Stolen Motor Vehicles in 2019-20 fell by 1% (12 offences) to 1,187 offences, following a 16% rise the previous year. The 2019-20 result was below the previous five-year average (1,202).

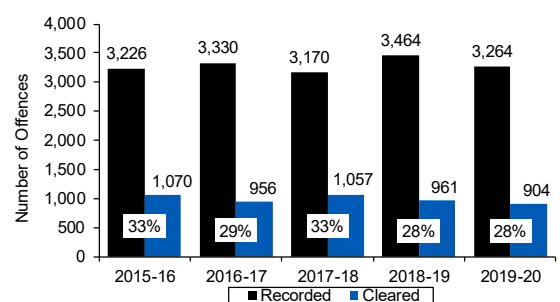
The recovery rate for Stolen Motor Vehicles decreased from 79% in 2018-19 to 77% in 2019-20.

Motor vehicles were most frequently stolen from residential locations (51%) and in the street (28%).

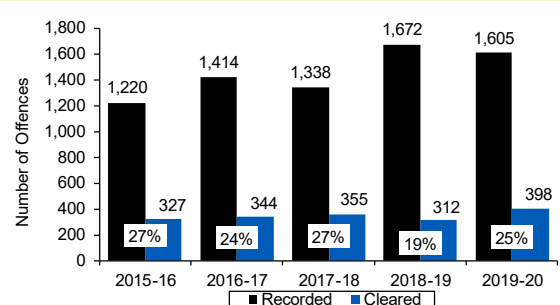
OFFENCES AGAINST PROPERTY 2019-20



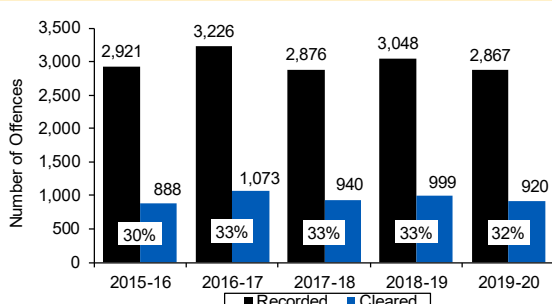
BURGLARY-BUILDINGS: TASMANIA
OFFENCES RECORDED AND CLEARED/
PERCENTAGE CLEARED



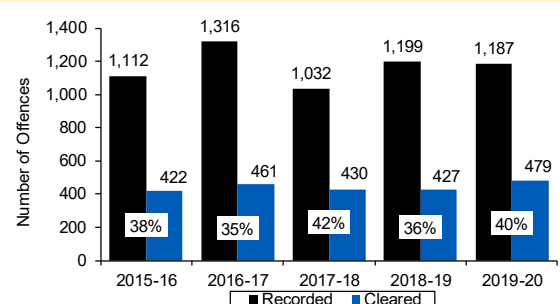
BURGLARY-MOTOR VEHICLES/OTHER CONVEYANCES
TASMANIA - OFFENCES RECORDED AND CLEARED/
PERCENTAGE CLEARED



STEALING-GENERAL: TASMANIA
OFFENCES RECORDED AND CLEARED/
PERCENTAGE CLEARED



STOLEN MOTOR VEHICLES: TASMANIA
(EXCLUDING ATTEMPTS) OFFENCES RECORDED AND
CLEARED/ PERCENTAGE CLEARED



Arson and Related Offences

There were 392 Arson and Related Offences recorded in 2019-20, a reduction of 13% (60 offences) from 2018-19. The 2019-20 result was lower than the previous five-year average (507).

The 2019-20 distribution for Arson and Related offences is detailed in the pie chart provided.

Injure/Destroy Property

The number of Injure/Destroy Property offences recorded rose by 4% (130 offences) in 2019-20, following a 3% fall the previous year. The 2019-20 figure was above the previous three-year average (3,256).

Injure/Destroy Property offences recorded in 2019-20 occurred most frequently at a residential location (52%), followed by in the street/footpath (14%).

C. Fraud and Similar Offences

There were 993 Fraud and Similar Offences recorded in 2019-20, a 5% (48 offences) increase from the 945 offences in 2018-19. The 2019-20 figure was higher than the previous five-year average (817). Fraud has been experiencing a clear upward trend since 2011-12.

The clearance rate for Fraud and Similar Offences increased from 60% in 2018-19 to 62% in 2019-20. The distribution for Fraud and Similar Offences in 2019-20 is detailed in the pie chart provided.

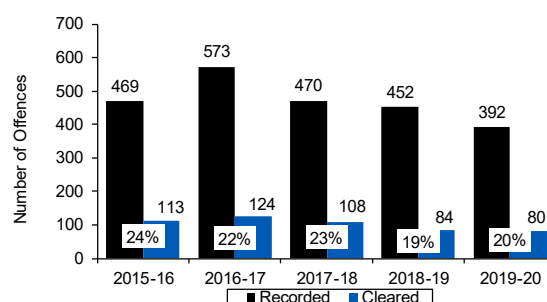
D. Other (Miscellaneous) Offences

There were 387 Other (Miscellaneous) Offences recorded in 2019-20, compared with 394 the previous year, an increase of 2% (7 offences). The 2019-20 figure was higher than the previous five-year average (326).

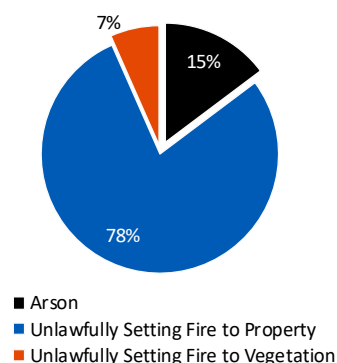
The most significant change in this category was a reduction of 13 offences in Public Order Offences. The 2019-20 distribution for Other (Miscellaneous) Offences is detailed in the pie chart provided.

In 2019-20, there was an 85% clearance rate for Other (Miscellaneous) Offences, an increase from 79% in 2018-19.

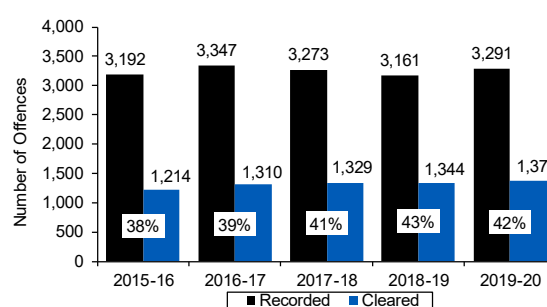
ARSON AND RELATED OFFENCES: TASMANIA
OFFENCES RECORDED AND CLEARED/
PERCENTAGE CLEARED



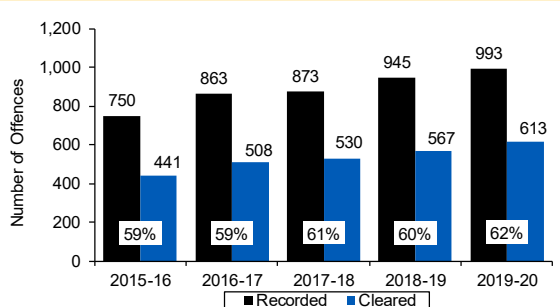
ARSON AND RELATED OFFENCES 2019-20



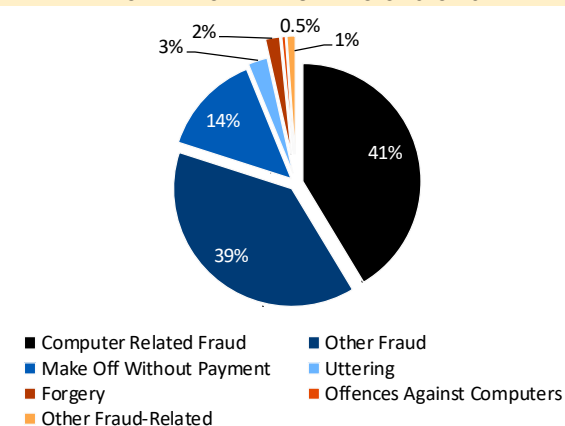
INJURE/DESTROY PROPERTY: TASMANIA
OFFENCES RECORDED AND CLEARED/
PERCENTAGE CLEARED



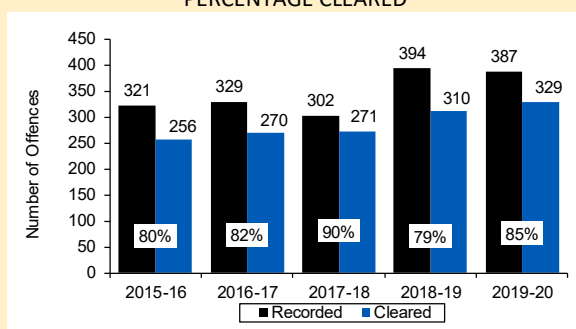
FRAUD AND SIMILAR OFFENCES: TASMANIA
OFFENCES RECORDED AND CLEARED/
PERCENTAGE CLEARED



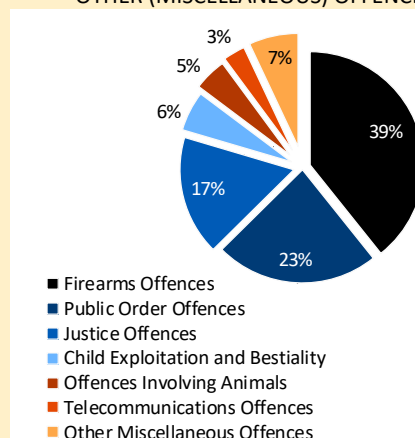
FRAUD AND SIMILAR OFFENCES 2019-20



OTHER (MISCELLANEOUS) OFFENCES: TASMANIA OFFENCES RECORDED AND CLEARED/ PERCENTAGE CLEARED



OTHER (MISCELLANEOUS) OFFENCES 2019-20



Explanatory Notes

The statistics referred to in this supplement have been derived from offences reported to or becoming known to police during the financial year ending 30 June 2020. All 2018-19 statistics have been revised as at 1 August 2020. Cleared offences from years prior to 2018-19 have been revised in some cases.

Offences are broadly classified into the following four major offence categories:

- Offences Against the Person
- Offences Against Property
- Fraud and Similar Offences
- Other (Miscellaneous) Offences

Offences Recorded

Offences 'recorded' refers to both offences which have been reported by the public and offences which have been detected by police in the course of their duties and/or criminal investigations.

Offences Cleared

The term 'cleared' used by police, refers to the solution of a crime, and not to the trial by court and final disposition.

Offences 'cleared' refers to all offences which have resulted in one of the following outcomes:

- Court proceedings: a police action against a person to facilitate a court appearance to answer charges.
- Community conference: a person is directed to attend a meeting with the victim and other persons affected, where their behaviour and its consequences are discussed. A conference may impose one or more undertakings.
- Formal caution: a person is formally warned that engaging in the specified conduct is against the law and that there are various sanctions that can be applied by the police to prevent and punish such conduct.
- Informal caution: a person is informally warned that engaging in such conduct is against the law.
- Infringement notice: a person is issued an infringement notice (excluding cautions) with a statutory penalty, which may incur a fine (from 2015).
- Infringement notice caution: a person is issued an infringement notice as a caution, in which case the statutory penalty is not applied or enforced (from 2015).
- Instruction of the prosecuting authority: the prosecuting authority deems that there is no likelihood of conviction, for example death or other absence of the victim.
- Lapsed: time limitations or a statute bar have meant that an identified offender could not be proceeded against.
- Unable to proceed: one or more offenders have been identified but no action is able to be taken due to: diplomatic immunity, incompetence of the alleged offender(s), death of the alleged offender, imprisonment or age of the offender.
- Unfounded: upon attendance or investigation, police are unable to establish whether or not the reported offence occurred.

- Withdrawn: the complainant/victim does not wish for the matter to proceed, and will not cooperate further with police, even though an offence has occurred. The victim's decision not to proceed is made before any proceedings against an identified offender commence (revised at the state and national level in 2014).

Tasmania Police employs the National Crime Recording Standard (NCRS) in the recording of offences. The NCRS was developed by police statisticians from each Australian jurisdiction in conjunction with the National Crime Statistics Unit of the Australian Bureau of Statistics, and was implemented in 2008. Under the NCRS Tasmania Police utilises the following four offence statuses that identify recorded offences that will not be counted in police statistics:

- No crime: it is clear that an incident did not constitute an offence, either because the offence is found to have no foundation or the victim/complainant admits to, or is suspected of, having made a false report.
- Transferred to another State or Territory: an offence has occurred but is outside the responsibility of the police jurisdiction to which the report has been made.
- Additional offence: the offence unnecessarily duplicates a different offence recorded on the same report.
- Duplicate offence: the offence is found to be a duplicate of another offence.

Data Sources

Statistics have been extracted from the Offence Reporting System 2 of the Department of Police, Fire and Emergency Management on 1 August 2020. 2018-19 data have been revised.

Reference Period


Statistics are compiled according to the date an offence becomes known to police, which is not necessarily the date an offence was committed, nor the date a crime report was processed

The total number of offences cleared during a reference period is included, regardless of whether the offence was recorded in the current or a previous reference period. It is therefore possible that the number of offences cleared for a particular offence may be greater than the number recorded for that period.

The number of motor vehicles recovered during the reference period includes motor vehicles reported stolen within, and prior to, the reference period.

Counting Methodology

The basic counting unit for police statistics is the victim. One unique offence is counted for each victim per incident (Offence Report); the number of offenders is irrelevant. The victim-based rule is applied regardless of the number of criminal acts in cases where a series of related criminal acts are committed against the same victim.



A victim is defined according to the type of offence and can be a person, organisation, premise or motor vehicle.

- Offences Against the Person: one offence of each unique statistical offence type is counted for each victim per incident (Offence Report) where a victim can be an individual person or an organisation.
- Offences Against Property: one offence of each unique statistical offence type is counted for each victim per incident (Offence Report) where a victim can be a person, organisation or place/premise, depending on the offence type. Premises victims can vary according to occupancy arrangements. For Stolen Motor Vehicles the victim is the motor vehicle.
- Fraud and Similar Offences: one offence of each unique statistical offence type is counted for each victim per incident (Offence Report) where a victim can be a person or an organisation.
- Other (Miscellaneous) Offences: one of each unique statistical offence is counted for each victim per incident (Offence Report) where a victim can be a person or an organisation.

Attempted murder is counted separately to murder; all other offence attempts are included in their respective offence types for counting purposes.

Counting rules for Tasmania Police statistics differ slightly from those used for the national Recorded Crime Victims Statistics (RCVS) publications. Tasmania Police counts one offence per offence type per victim per incident (Offence Report). In the RCVS, the most serious offence per national offence category per victim per incident (Offence Report) is counted. National offence categories are broader than Tasmania Police offence types. Tasmania Police counts cleared offences as offences cleared in the reporting period, regardless of when the offence was reported. In the RCVS, cleared offences are counted as offences reported in the reporting period that have been cleared at a set date after the recording of the offence.